

Blackpool Council Parking Guide (Motor-Homes)



Where Can I Park?

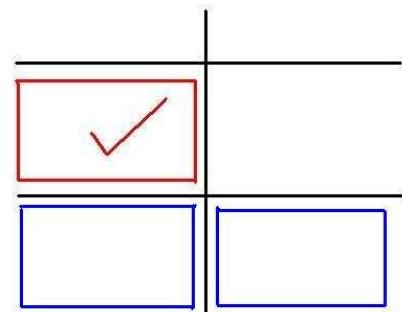


Campers
Campervans
Motor-Caravans
Mobile Homes
Motor-Homes
RV's (Recreational Vehicles)

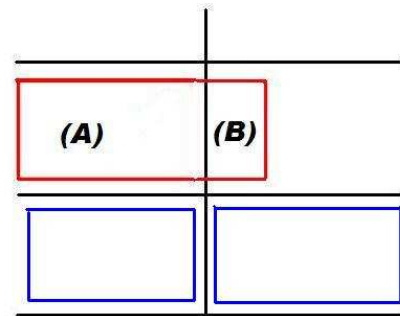
Many different names for a group of vehicles ranging in size from a small van right up to the equivalent of a full sized coach. Whichever type you own and run this is your guide to Parking during your visit to Blackpool.

Firstly, Blackpool Council Parking Services are committed to providing quality parking within the town for all our visitors whether they are here for the weekend or a longer break. We are endeavouring to provide parking for all types of vehicles. Currently, there are some restrictions upon where this class of vehicle may park and it is hoped this guide will assist you with any questions you may have.

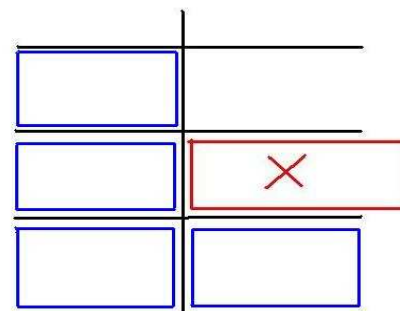
My vehicle fits fully within the parking bay markings. If so, you may park in any of our car parks that do not have height restriction bars fitted across the entrance. Parking charges are the same as the car-rate. (Note) Blue Badge users receive a 3 Hour Free concession so long as they clearly display their badge (expiry date side showing) and a clock showing their time of arrival. Purchase a Pay & Display ticket if you want to stay longer than 3 hours. No overnight camping is allowed.



My vehicle fits within the parking bay markings, but overhangs the bay behind. If so, you may park in any of our car parks that do not have height restriction bars fitted across the entrance. You must purchase a Pay & Display ticket for equal amounts of time for BOTH bays. Display both tickets alongside each other (Note) Blue Badge uses receive a 3 Hour Free concession so long as they clearly display their badge (expiry date side showing) and a clock showing their time of arrival. **In this example.** The 3 hour free concession applies to the main bay the vehicle is occupying **(A)**. Purchase a 3 hour ticket to pay for the vehicle overhanging into the bay behind (during the 3 hour concession) **(B)**. Staying beyond 3 hours will require Pay & Display tickets to be bought for both bays. No overnight camping is allowed.



My vehicle fits within the parking bay markings, but overhangs the end of the bay. Please ensure no part of your vehicle either overhangs the end of the bay unless it is in the case above. Parking your vehicle as in the example to the right will cause an obstruction and be a danger to other car park users. A Penalty Charge Notice can be issued for parking this way.



Where you must not park your motor-home.

Motor-Homes of all descriptions are not allowed to use any on-street Pay and Display bays **even when using a blue badge and clock**. This includes the whole of the promenade, loading bays, taxi ranks, and bus stops.

We strongly recommend you park your motor home in one of our coach parks for two reasons.

- 1), The coach bays are longer meaning it's less likely your vehicle will overhang another bay and save the need for purchasing extra tickets.
- 2), Manoeuvring (especially large Motor Homes) will be much easier for you as bays are marked out to allow for full-sized coaches.

(Note). You must purchase a COACH RATE ticket (press the black button before entering coins). Ensure all coins have been recognised before pressing the green ISSUE button.

Details of our coach parks are set out below:

		Location
Banks Street car/coach park	FY1 2DJ	North/Town Centre
Central Coach	FY1 6EE	Central
Gynn Square	FY1 2JR	North
Rigby Road car/commercial park	FY1 5DR	Central
Sandsway (Shares same postcode with Rigby Rd)	FY1 5DR	Central

Additional Information.

Overnight camping facilities are available at:

Marton Mere Holiday Park, Mythop Road, Great Barton, Blackpool FY4 4XN.

Cala Gran Holiday Park, Fleetwood Road, Fleetwood, Lancashire FY7 8JY.

We hope you found this guide useful. If you have any further questions please contact Parking Services on 01253 – 476395. We will be happy to assist. Further parking information is available within the Parking section at www.blackpool.gov.uk