

Home > Your Council > Transparency and open data > Pay policy and salaries > Gender pay gap report 2024

Gender pay gap report 2024

Last Modified March 14, 2025



1.0 Introduction

From April 2017, all organisations that employ over 250 employees are required to report annually their gender pay gap. The gender pay gap is defined as the differences in the average earnings of men and women over a standard period of time, regardless of their role or seniority.

A positive pay gap indicates that men are paid on average a greater hourly rate; a negative pay gap indicates that women are paid on average a greater hourly rate.

2.0 Context

Blackpool Council is a unitary authority, which provides around 150 services to 141,300 Blackpool residents. (Source ONS Stats [Population and migration statistics transformation, Blackpool case study - Office for National Statistics](#))

All Blackpool Council employees are remunerated according to set pay scales; posts are regularly reviewed and agreed by employee representatives through a formal job evaluation system. As at 31 March 2024, 2,692 employees were in scope for the gender pay gap of which 71 % were female.

Blackpool Council is committed to eliminating discrimination and encouraging equality and diversity in our workforce. This approach is summarised in our council plan, which outlines 4 key equality objectives.

These include a specific commitment to workforce equality as follows:

We will ensure the workforce is representative of the community the council serves and equality is embedded in our staff culture.

We have established a network of staff equality forums which are intended to deepen our engagement and strengthen dialogue here.

What are we required to report?

Type	Description
Mean gender pay gap	The difference between the mean hourly rate of pay of male full-pay relevant employees and that of female full-pay relevant employees
Median gender pay gap	The difference between the median hourly rate of pay of male full-pay relevant employees and that of female full-pay relevant employees
Mean Bonus Gap	The difference between the mean bonus pay paid to male relevant employees and that paid to female relevant employees
Median Bonus Gap	The difference between the median bonus pay paid to male relevant employees and that paid to female relevant employees
Quartile pay bands	The proportions of male and female full-pay relevant employees in the lower, lower middle, upper middle and upper quartile pay bands

The overall gender pay gap is defined as the difference between the median (actual midpoint) or mean (average) basic annual earnings of men and women expressed as a percentage of the median or mean basic annual earnings of men.

3.0 Data

Blackpool's Gender Pay Gap - Based on a snap shot date of 31 March 2024.

Reference	type	Result
1	Mean pay gap	-0.52%
2	Median pay gap	-2.46%
3	Mean bonus gender pay gap	Blackpool Council does not operate any bonus scheme and therefore has no bonus gender pay gap.
4	Median bonus gender pay gap	Blackpool Council does not operate any bonus scheme and therefore has no bonus gender pay gap.
5	Proportion of males /females receiving a bonus payment	Blackpool Council does not operate any bonus scheme and therefore has no bonus gender pay gap.
6	Proportion of males and females in each quartile pay band	<p>Quartile 1 (Lowest)</p> <ul style="list-style-type: none"> Female - 69.8% Male - 30.2% <p>Quartile 2</p> <ul style="list-style-type: none"> Female - 66.7% Male - 33.3% <p>Quartile 3</p> <ul style="list-style-type: none"> Female - 73.0% Male - 27.0% <p>Quartile 4 (Highest)</p> <ul style="list-style-type: none"> Female - 73.4% Male - 26.6%

4.0 Findings

You will see in Figure 1 below that the Mean Gender Pay Gap data of **- 0.52%** and the Median Gender Pay Gap **-2.46%**.

Figure 1

Description	To March 2017	To March 2018	To March 2019	To March 2020	To March 2021	To March 2022	To March 2023	To March 2024 This year
Published by	April 2018	April 2019	April 2020	April 2021	April 2022	April 2023	April 2024	April 2025
Mean	0.7%	-1.0%	-0.94%	-0.77%	-0.94%	1.15%	-0.43%	-0.5%
Median	-6.0%	-5.8%	-6.69%	-5.40%	-6.12%	-2.04%	-5.72%	-2.46%

These figures fair favourably with the national picture. The gender pay gap among full-time employees was 7.0% in April 2024, down from 7.5% in April 2023. Among all employees, the gender pay gap decreased to 13.1% in April 2024, down from 14.2% in April 2023.

[Gender pay gap in the UK - Office for National Statistics](#)

Although these figures are favourable for the council, we are not complacent and will continue to monitor our performance, along with delivering/maintaining initiatives that we have in place which have contributed to these results such as:

Family friendly

- Actively supporting parents returning to work from maternity leave, shared parental leave, paternity leave or adoption leave by offering job share, career break or part time opportunities.
- Carers support leave to support employees with caring responsibilities
- Flexible working
- Voluntary reduced hours, job share and career break schemes
- Signposting to childcare information
- Compassionate/special Leave arrangements including the introduction of parental bereavement leave above the statutory minimum level

Learning and development

- Annual and interim appraisals for all staff to allow the opportunity to discuss key work objectives and learning and development needs
- Mandatory equalities learning for all
- 360-degree feedback process for managers is available
- Development of coaching and mentoring programmes
- Annual staff conference and awards ceremony
- Menopause – staff support group established, development of a managers training package and related managers guidance introduced
- Manbassador – staff support group established, development of a managers training package and related managers guidance introduced

Leadership

- Head of equality and diversity is a member of the senior leadership team
- Strategic equality steering group with senior officers
- Staff equality groups chaired by head of equality and diversity
- Directorate equality self-assessment process
- Development programmes for emerging leaders
- Leadership charter

Recruitment and retention

- An established on line jobs portal, where all jobs are advertised
- The use of a variety of selection methods in the recruitment process
- Establishment and maintenance of a job evaluation system using nationally recognised NJC and Hay schemes.
- Salary scales clearly showing incremental progression and related criteria
- Established Real living wage
- Monitoring of recruitment data as part of workforce equality monitoring





5.0 Agreement

I confirm that Blackpool Council is committed to the principle of gender pay equality and has prepared its 2024 gender pay gap results in line with mandatory requirements.

Signed:

Neil Jack
Chief executive

Additional information

<p>Blackpool Council</p> <p>Municipal Buildings Corporation Street Blackpool FY1 1NF</p>	<p>Information and help</p> <p>Accessibility Contact us Privacy and cookies Terms and conditions Blackpool Council companies</p>	<p>Find my nearest</p> <p>Enter your postcode to find your nearest schools, council services and more</p> <input data-bbox="1061 548 1460 622" type="text" value="Enter postcode"/> <input data-bbox="1460 548 1584 622" type="button" value="search"/>
	<p>Stay upto date</p> <p>Sign up to our regular newsletters</p>	<p>Follow us</p> <p>   </p>